


Haig Girls' School

Curriculum Briefing

Music Department



Our People



HOD/Aesthetics
Ms Lynne Huang



Music Teacher
Ms Long Peizhen



Music Coordinator
Ms Esther Cheah



Value of Arts Education

- The arts as a unique vehicle for:
 - Developing creativity and personal voice
 - Exploring multiple perspectives
 - Cultivating multi-literacies: distinctive ways of seeing, feeling and knowing the world
- Enhancing engaged learning, developing pupil confidence



HGS Learning Outcomes

Communication skills:

Students will be able to articulate thoughts and ideas clearly and confidently through art/music presentations.

- Stimulate creative and critical thinking through developing pupils' visual/aural skills
- Informed appreciation of art and music
- Give students a personal voice



HGS Learning Outcomes

Interpersonal and Collaborative skills:

Students will be able to demonstrate ability to work effectively in groups; to have the flexibility and willingness in making necessary compromises to accomplish a common goal.

- Character Education



HGS Learning Outcomes

Civic and Social Responsibility:

Students will have a strong sense of civic responsibility, and informed about Singapore and the world.

- Cultural rootedness
- Cross-cultural awareness
- Citizenship Education



HGS Learning for Life Programme

Character and Leadership through the Performing and Visual Arts

LLP outcomes:

1. Cultivate informed appreciation of the performing and visual arts of different cultures
2. Develop creative expression
3. Integrating the arts into curriculum



Infrastructure supporting Music Education in HGS

- 2 Music Rooms
- 1 Performing Arts Studio
- 1 Music Learning Space





Music and Science

LET'S EXPLORE!

Energy is required to enable sound to be produced. There are different forms of energy and they can be converted from one form to another.

Kinetic energy of hand + mallet



Sound is a form of energy. It is produced by vibrations. These vibrations are passed on from one point to another, creating sound waves which travel through mediums before reaching our ears.

As these vibrations travel to our ears, they are converted into electrical signals or messages that our brain can understand.


What happens when you strike the resonator bars with the mallet?

Potential energy of hand + mallet



Kinetic energy of resonator bars

The resonator bars vibrate, which in turn produces vibrations in the air. These vibrations are passed on, until the ear drum vibrates. This is heard as sound.



Try playing this music score on the resonator bars! What other songs can you play?



Do you know the energy and role of resonator bars can affect the quality of sound produced?

The resonator bar is normally designed as a solid bar and is made of a material that can vibrate. When the bar is struck, it will vibrate. The bar will vibrate at a certain frequency. This will produce sound waves. The sound waves will travel through the air and reach our ears. This is how we hear the sound.

How is sound produced by music instruments?

Vibrations are transmitted from the vibrating source through the material to the receiver (the person who hears the sound). In musical instruments, sound is produced by the vibrating parts.



When we hit the drum, the membrane at the top of the drum vibrates and produces sound.

So when we strike the resonator bars, they vibrate and produce sound.

How is sound produced in these instruments? Can you match the picture correctly?



Arts and Science Museum

Music and Art

Music and art have always been closely intertwined. Musicians have composed music that has inspired by great works of art, and artists have likewise created art that was inspired by the beautiful music that they have heard. Through the centuries, the relationship between music and visual arts has evolved together. Let's find out more!

Music that inspired Artworks

Look at these four abstract artworks and speculate. They were all inspired by the same piece of music. The one artist began...



Artworks that inspired Music

Check out these works of music that were inspired by these artworks.



Virtual Arts Centre



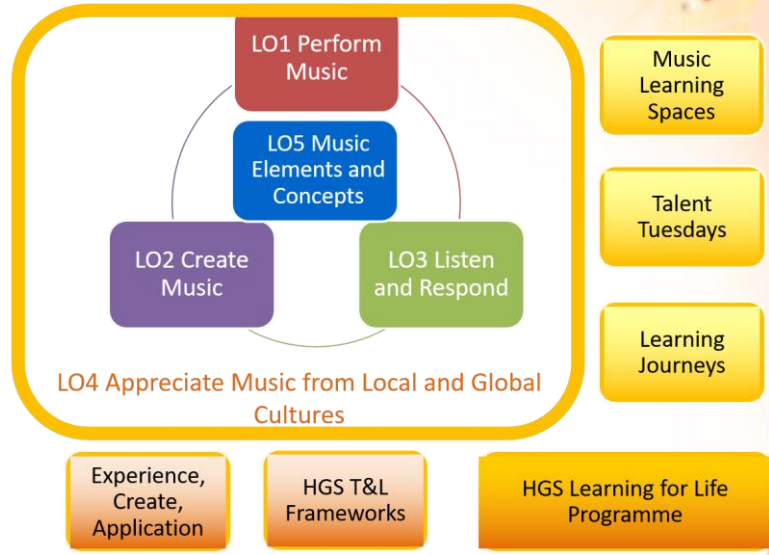


HGS Music Curriculum

To support our music curriculum in Haig Girls, we have adopted various frameworks and approaches



Some approaches include:
2E2R (explicit teaching and experience; reflection and role modeling)
MOE ECA approach (experience first, followed by teaching of concept and then application)



Overview of 6 years



Level	Theme	Instruments / Other Remarks
P1	Music and Movement – Sound before Sight	Classroom instruments
P2	Music around the World – Why do we make music?	Handbells
P3	Music in Singapore – What is Singapore Music?	Gamelan, Kompang
P4	Music as a Language – Note Literacy and Harmony	Resonator Bells Digital Music: GarageBand
P5	Music and its Influence – Film Music, Adverts	Learning Journey: VCH (stopped during Covid period)
P6	My/Our Story through Music –	Ukulele



P3 Music Curriculum

MUSIC ELEMENTS

Recap!

GAMELAN

Indonesian Music. Play on gamelan instruments as an ensemble

LOCAL MUSIC

Malay Music, Chinese Music, Indian Music etc

ORCHESTRA


Western Orchestra.
Learn more about different instruments!

NATIONAL DAY

NDP 2022,
Community songs



Students experience music of the Western Orchestra through performances by their peers.



Student completing a worksheet on the respective instruments they hear.



In Term 2, Students will learn more about the Indonesian Music - Gamelan. Students will get to perform a Gamelan traditional piece as an ensemble.

Students applying their knowledge of Malay rhythms on the Kompangs.



Haig Girls' School

Students improvising with classroom xylophones, a pentatonic melody. The Pentatonic Scale is commonly associated with traditional Chinese Music.

PURPOSE OF ASSESSMENT IN MUSIC

Although music is a non-examinable subject at the primary level, assessment in music is important to provide feedback to the various stakeholders:

1. To **celebrate** what students can do and have achieved in music

2. To **support** and **improve** the teaching and **learning** of knowledge, skills and values delineated in this syllabus

3. To promote **continuous students' growth** and learning in music



How will you know your child has learnt?



LO1 Perform Music

LO5 Music Elements and Concepts

LO2 Create Music

LO3 Listen and Respond

LO4 Appreciate Music from Local and Global Cultures



PARENTS AS PARTNERS IN MUSIC EDUCATION

The parent-teacher partnership is an on-going, collaborative effort to ensure that your child receives a quality art education in which your child's potential and talents are fully maximised.

What you can do?

- Understand that your child is naturally curious and encourage your child to explore and ask questions about what she hears and observes
- Refrain from judging when your child sings or engages in any music-related activity
- Tell your child how happy you are to hear her sing / make music and how it makes you feel. Encourage her by clapping to the beat and to create music that she loves.
- Where possible, bring your child to a concert at a performing arts institution! e.g., Victoria Concert Hall, the Esplanade etc

Thank you!

